



# Visa Europe Ltd - Our 2025 Gender Pay Gap Report

Here at Visa, we are committed to cultivating an inclusive environment that supports the development and advancement of all. We strive to be an employer of choice through our commitment to talent.

'Developing Best Talent' is the centerpiece of our strategic pillar and underpins our leadership principles which are: Lead Courageously; Obsess about Customers; Collaborate as one Visa; and Execute with Excellence.

---

## Inclusion

We actively seek talent who will offer different perspectives and a variety of backgrounds to enhance us as a company. This report is focused on the **gender pay gap** (difference in average earnings of men vs. women expressed as a percentage of average male earnings), at Visa gender pay equality is only **one dimension** of our inclusion efforts.

### Gender Pay Gap & Bonus Pay Gap (Male vs Female)

	Average difference between Men and Women compensation	
	Mean	Median
Hourly Pay	5.5%	12.3%
Bonus	-0.1%	25.0%

The above table shows the difference in the mean and median pay based on a snapshot of payroll as at 5 April 2025.

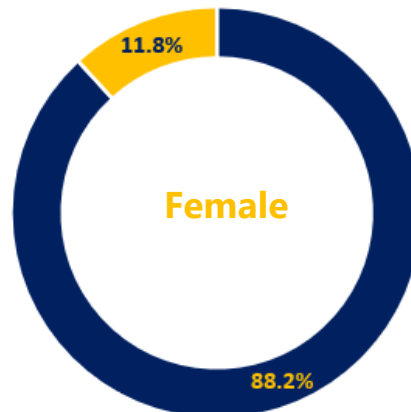
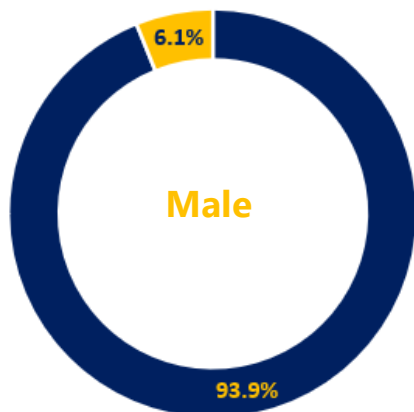
Visa conducts **regular reviews** of its compensation practices to ensure that men and women who do the **same or broadly similar jobs are paid equally**. Our Gender Pay gap is primarily due to more men in senior roles than women, however we strive to continually **attract talent** at all levels.

---

## Proportion of Eligible Visa Population Receiving a Bonus in the 12-month Period

% of **Males** to Earn a Bonus

% of **Females** to Earn a Bonus



■ Received Bonus

■ Did not receive Bonus

The above shows the percentage of eligible males and females who received a bonus in the preceding 12-month period. The primary reason for those not receiving a bonus was that they were hired after the annual cut off date.

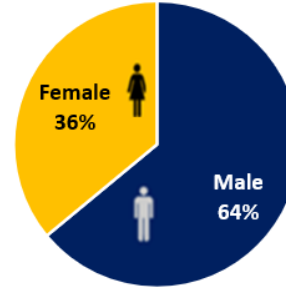
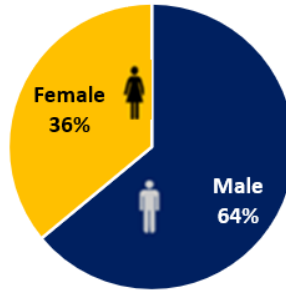
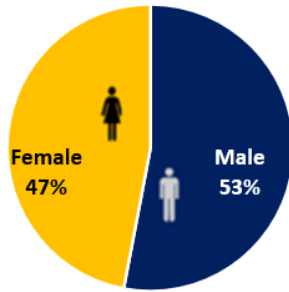
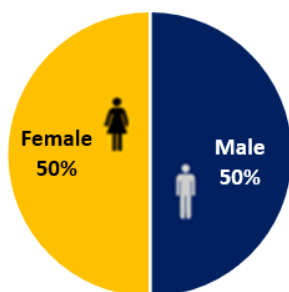
## Proportion of Gender Representation per Quartile

Bottom Quartile

Lower Mid Quartile

Upper Mid Quartile

Top Quartile



The above demonstrates the gender distribution across four equal size quartiles. Overall Visa Europe has a **larger number of males** compared to females, leading to higher concentration of males per quartile, with proportionally more males in the upper quartiles.

# Featurespace Ltd - Our 2025 Gender Pay Gap Report

This is the last year Featurespace Ltd will reports its Gender Pay Gap as all employees transferred to Visa Europe effective 1 July 2025.

---

## Gender Pay Gap & Bonus Pay Gap (Male vs Female)

	Average difference between Men and Women compensation	
	Mean	Median
Hourly Pay	11.1%	14.4%
Bonus	-152.5%	6.7%

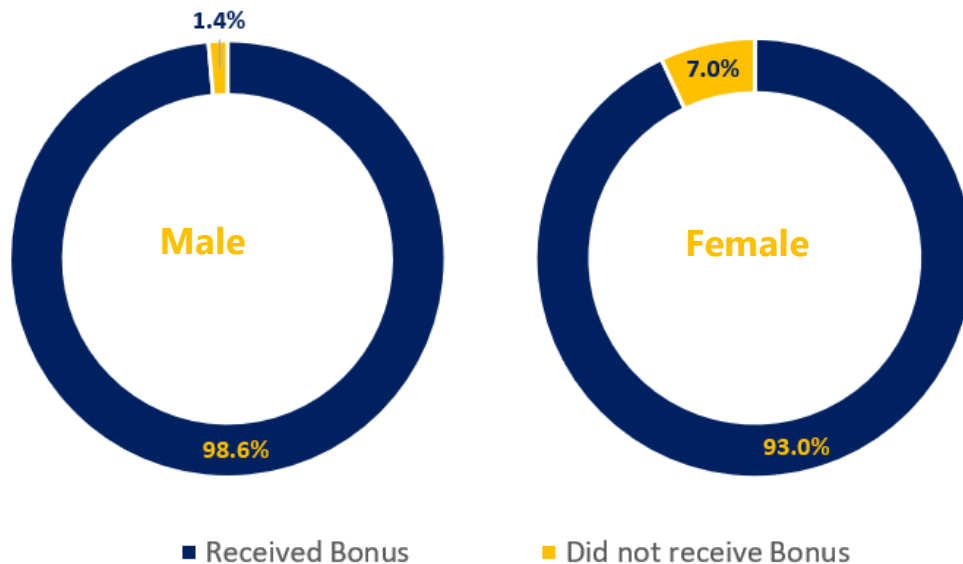
The above table shows the difference in the mean and median pay based on a snapshot of payroll as at 5 April 2025 and is inclusive of one off integration payments in the period.

---

## Proportion of Eligible Visa Population Receiving a Bonus in the 12-month Period

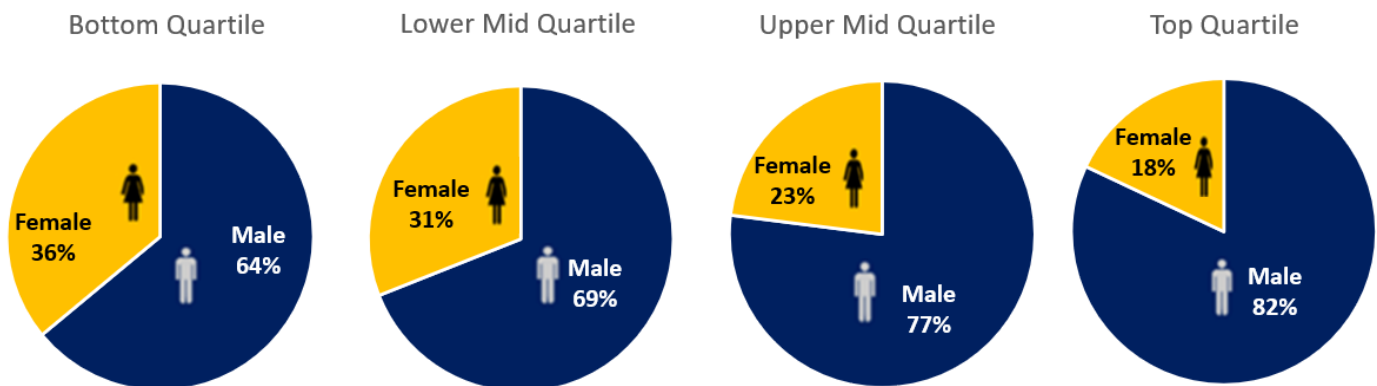
% of **Males** to Earn a Bonus

% of **Females** to Earn a Bonus



The above shows the percentage of eligible males and females who received a bonus in the preceding 12-month period.

## Proportion of Gender Representation per Quartile



The above demonstrates the gender distribution across four equal size quartiles. Overall **Featurespace** has a **larger number of males** compared to females, leading to higher concentration of males per quartile, with proportionally more males in the upper quartiles.



# Currencycloud - Our 2025 Gender Pay Gap Report

This is the fourth year The Currencycloud Services Ltd has been a subsidiary of Visa Inc. As a subsidiary of Visa Inc, we will look to apply a high level of rigor and commitment to inclusion as Visa Europe. We strive to make improvements in in our inclusion over the coming years as we integrate the entity and culture. The same process and methodology used for Visa Europe has been applied to the Currencycloud report.

---

## Gender Pay Gap & Bonus Pay Gap (Male vs Female)

	Average difference between Men and Women compensation	
	Mean	Median
Hourly Pay	24.6%	28.4%
Bonus	54.2%	49.5%

The above table shows the difference in the mean and median pay based on a snapshot of payroll as at 5 April 2025.

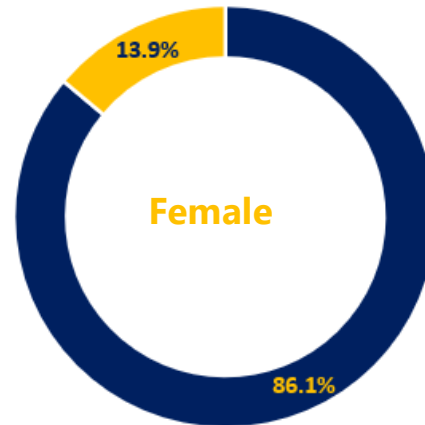
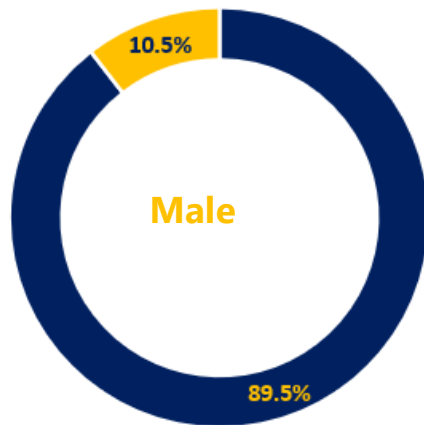
Our Gender Pay gap is primarily due to more men in senior roles than women, and we will strive to continually **attract talent** and hope **progress** will be made in this area.

---

## Proportion of Eligible Visa Population Receiving a Bonus in the 12-month Period

% of **Males** to Earn a Bonus

% of **Females** to Earn a Bonus



■ Received Bonus

■ Did not receive Bonus

The above shows the percentage of eligible males and females who received a bonus in the preceding 12-month period. The primary reason for those not receiving a bonus was that they had not completed their probation prior to the cut off date.

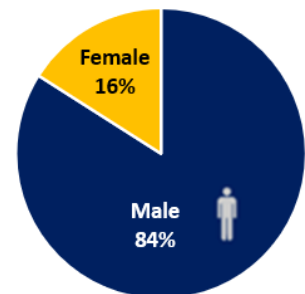
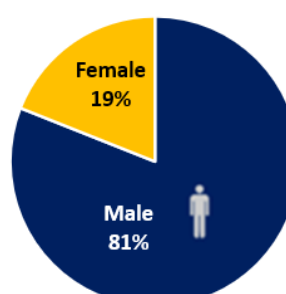
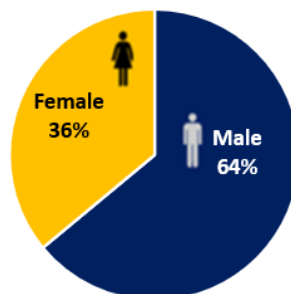
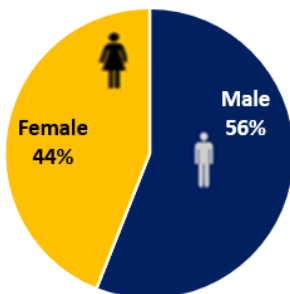
## Proportion of Gender Representation per Quartile

Bottom Quartile

Lower Mid Quartile

Upper Mid Quartile

Top Quartile



The above demonstrates the gender distribution across four equal size quartiles. Overall Currencycloud has a **larger number of males** compared to females, leading to higher concentration of males per quartile, with proportionally more males in the upper quartiles.

# Cybersource Ltd - Our 2025 Gender Pay Gap Report

This year the headcount for Cybersource Ltd is lower than 250 as at the gender pay reporting snapshot date so no data is being reported.

---



Our gender pay gap is a reflection of Visa's commitment to strong **corporate governance** around compensation decisions and **inclusion efforts**. As we continue to transform our business to meet the challenges of an evolving payments landscape we remain committed to a balanced, inclusive workforce.

**Jasmine Smith**

---